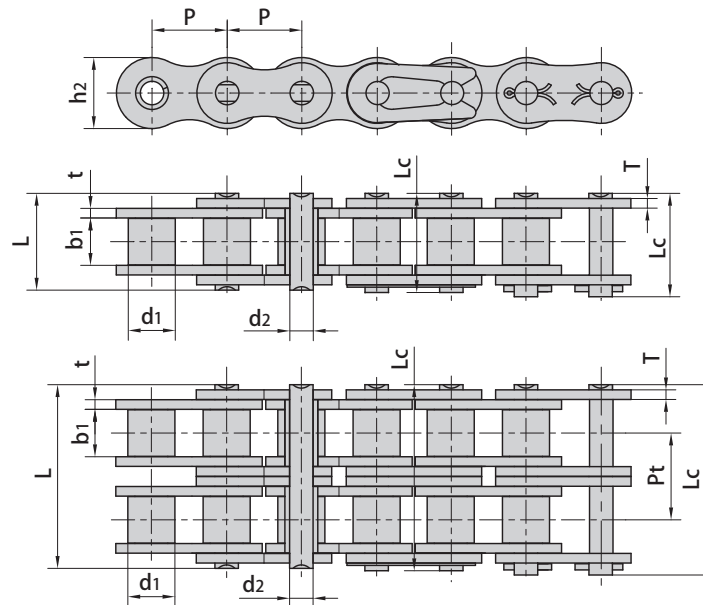


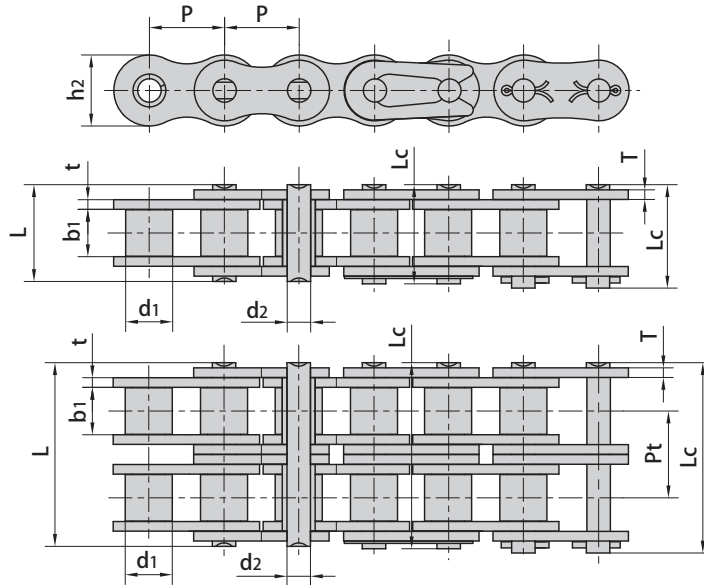
## Other roller chains



Donghua Chain No.	Pitch	Roller diameter	Width between inner plates	Pin diameter	Pin length		Inner plate depth	Plate thickness	Transverse pitch	Ultimate tensile strength	Average tensile strength	Weight per meter
	P mm	d1 max mm	b1 min mm	d2 max mm	L max mm	Lc max mm	h2 max mm	t/T max mm	Pt mm	Q min kN/lbf	Q0 kN	q kg/m
06BF30-2	9.525	6.35	5.40	3.28	23.7	23.70	9.60	1.60	10.24	16.50/3748	18.15	1.050
A06B-2	9.525	6.35	5.72	3.28	23.4	24.40	8.20	1.30	10.24	16.90/3841	18.70	0.750
205	12.700	8.51	6.40	4.45	15.2	16.30	11.80	1.6/1.3	-	18.00/4049	19.00	0.850
423	12.700	8.51	6.40	4.45	15.6	17.10	12.40	1.70	-	19.60/4455	21.90	0.710
478	12.700	7.80	4.80	4.00	11.6	13.65	10.46	1.25	-	9.80/2227	12.80	0.390
08AKTF1	12.700	7.95	7.85	3.96	16.6	17.80	12.00	1.50	-	8.30/1886	9.13	0.625
08BF	12.700	8.51	5.55	4.45	14.6	16.10	11.80	1.60	-	17.80/4045	19.20	0.660
170GSX	12.700	7.75	6.45	3.96	14.8	16.40	11.50	1.6/1.4	-	17.15/3860	18.50	0.620
415B	12.700	7.75	4.88	4.09	12.9	14.40	10.30	1.30	-	12.00/2727	14.20	0.450
415BF1	12.700	7.75	4.88	4.09	11.5	13.00	10.30	1.00	-	9.00/2045	10.60	0.380
415BF3	12.700	7.75	4.80	4.09	11.6	13.65	10.30	1.20	-	9.80/2227	10.70	0.430
415BF5	12.700	7.75	5.10	4.09	14.4	16.00	9.90	1.8/1.6	-	16.00/3600	16.50	0.460
415BF7	12.700	7.75	4.88	3.58	13.8	15.00	10.30	1.30	-	6.00/1363	10.70	0.400
415F19	12.700	7.77	4.76	3.60	11.0	12.40	9.70	1.00	-	6.86/1559	7.60	0.320
415H	12.700	7.77	4.76	3.96	13.1	14.50	12.00	1.50	-	14.40/3273	16.10	0.550
10AF13	15.875	10.16	16.31	5.08	27.6	29.10	15.09	2.03	-	21.80/4952	23.90	1.350
10AF50	15.875	14.20	19.40	5.08	30.9	32.60	13.00	2.03	-	16.40/3726	18.00	2.140
10BF19	15.875	10.16	6.45	5.08	16.4	18.20	14.70	1.70	-	22.00/5000	24.20	0.890
10BF20	15.875	10.16	6.45	5.08	16.4	18.20	14.70	1.70	-	23.60/5363	25.96	0.860
10BF68	15.875	10.16	9.65	5.08	18.5	19.90	14.70	1.7/1.5	-	22.40/5090	24.64	0.930
#C10BF56-2	15.875	10.16	9.65	5.08	35.8	37.20	13.90	1.70	16.59	44.50/10113	48.95	1.700
515	19.050	12.07	13.50	5.72	28.6	31.30	16.20	3.00	-	30.00/6748	33.00	1.830
12AF86-2	19.050	11.91	12.57	5.94	47.0	49.60	18.00	2.42	20.90	62.30/14158	68.53	3.580

#Straight side plates

Other roller chains

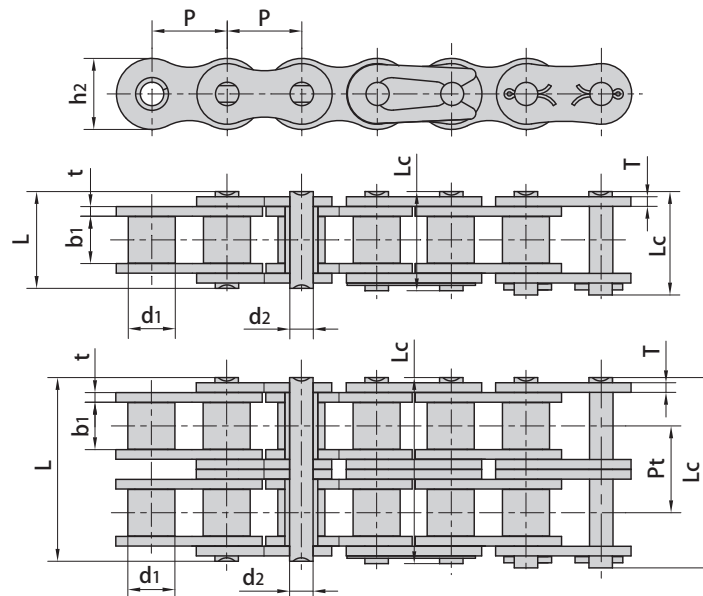


Donghua Chain No.	Pitch	Roller diameter	Width between inner plates	Pin diameter	Pin length		Inner plate depth	Plate thickness	Transverse pitch	Ultimate tensile strength	Average tensile strength	Weight per meter
	P mm	d1 max mm	b1 min mm	d2 max mm	L max mm	Lc max mm	h2 max mm	t/T max mm	Pt mm	Q min kN/lbf	Q0 kN	q kg/m
12BF14	19.050	12.07	30.56	5.72	42.0	43.6	16.00	1.85	-	29.00/6591	32.20	2.13
12BF55-2	19.050	12.07	11.68	5.72	43.2	44.8	16.00	2.42	19.46	57.80/13136	63.58	2.51
12BF58	19.050	12.70	31.40	5.72	43.5	46.2	16.00	2.03	-	29.00/6591	32.20	2.36
14BF1	22.225	14.30	14.60	9.00	36.3	38.0	23.50	4.80/4.0	-	75.00/16871	82.50	3.59
16AF52	25.400	15.88	78.00	7.92	95.6	99.1	24.00	3.25	-	56.70/12882	62.00	6.46
16AF62	25.400	15.88	47.00	7.92	64.3	67.8	24.00	3.25	-	56.70/12882	62.00	4.29
16AF93	25.400	15.88	12.70	7.92	25.0	28.5	20.50	2.03	-	28.00/63616	30.80	1.74
16AF94	25.400	15.88	33.50	7.92	50.5	52.0	24.00	3.25	-	55.60/12636	61.16	3.77
16BF1	25.400	15.88	12.20	8.28	31.4	32.7	21.00	4.15/3.1	-	60.00/13636	71.40	2.51
*16B-BF1	25.400	11.71	17.02	8.28	36.1	39.1	21.00	3.10	-	60.00/13636	66.00	2.33
16BF2	25.400	15.88	17.02	8.28	38.6	39.8	21.00	4.15	-	60.00/13636	71.40	3.08
16BF33	25.400	15.88	12.70	8.28	32.2	35.1	21.00	3.10	-	60.00/13636	66.00	2.54
16BF5	25.400	15.88	12.70	8.28	30.8	32.1	20.00	3.50/3.0	-	50.00/11364	57.50	2.37
16BF92	25.400	15.88	17.02	8.28	36.1	39.1	21.00	4.15/3.1	-	60.00/13636	66.00	2.76
20AF22	31.750	19.05	18.90	9.53	44.7	44.7	30.00	4.00	-	50.00/11360	55.00	3.97
20AF26	31.750	19.05	30.80	9.53	64.0	64.0	30.00	4.00	-	86.70/19704	95.37	5.03
20AF31-5	31.750	19.05	18.90	9.53	183.6	187.9	30.10	4.00	35.76	550.00/124998	605.00	20.20
20AFT-2	31.750	19.05	18.90	9.53	76.4	80.5	30.10	4.00	35.76	211.68/48093	232.00	8.09
20BF14	31.750	19.05	19.56	10.19	45.6	49.3	26.40	5.60/4.5	-	105.00/23856	115.50	4.57
20BF19	31.750	30.00	19.56	10.19	41.3	-	26.40	4.50/3.5	-	95.00/21590	104.50	5.86
*24BF7	38.100	18.42	25.40	14.63	53.4	57.8	33.20	6.00/4.8	-	170.00/38635	187.00	5.80
#C24BF18	38.100	25.40	25.40	14.63	53.4	57.8	33.00	6.00/4.8	-	160.00/36363	176.00	7.49
#C24BF19	38.100	25.40	25.40	14.63	53.4	57.8	35.80	6.00/4.8	-	160.00/36363	176.00	8.05

\*Bush chain: d1 in the table indicates the external diameter of the bush.

#Straight side plates

## Other roller chains



Donghua Chain No.	Pitch	Roller diameter	Width between inner plates	Pin diameter	Pin length		Inner plate depth	Plate thickness	Transverse pitch	Ultimate tensile strength	Average tensile strength	Weight per meter
	P mm	d1 max mm	b1 min mm	d2 max mm	L max mm	Lc max mm	h2 max mm	t/T max mm	Pt mm	Q min kN/lbf	Q0 kN	q kg/m
#C24BF6	38.10	25.40	22.00	12.00	40.0	43.5	35.00	3.00	-	95.0/21590	104.50	5.23
24AF18-2	38.10	22.23	25.20	11.10	97.3	101.2	35.70	4.80	45.44	249.1/56612	274.01	12.00
24AF19	38.10	22.23	25.22	11.10	50.3	-	35.70	1.80	-	95.0/21590	104.50	5.71
24AF5-4	38.10	22.23	19.05	11.10	161.3	165.3	35.70	4.80	39.16	498.2/113225	548.02	21.88
24BF14	38.10	25.40	25.40	14.63	55.8	60.5	33.20	6/4.8	-	160.0/36363	176.00	7.14
24BF20-2	38.10	25.40	25.40	14.63	101.7	106.2	33.20	6/4.8	48.36	280.0/63635	308.00	12.43
24BF23	38.10	25.40	25.40	14.63	53.4	59.3	36.20	6/5.2	-	192.0/43635	211.20	7.92
24BF9	38.10	25.40	25.40	14.63	58.1	62.5	33.20	7.0/6.0	-	180.0/40908	198.00	7.98
#C24BF22	38.10	25.40	25.40	14.63	53.4	57.8	35.00	6.0/4.8	-	160.0/36363	176.00	7.91
28AF1-2	44.45	25.40	25.22	12.70	103.3	112.2	41.00	5.60	48.87	338.1/76816	371.90	15.06
28BF2	44.45	27.94	30.99	15.90	65.1	69.5	41.00	6.0/7.5	-	250.0/56817	275.00	10.17
28BF4	44.45	27.94	30.99	15.90	65.1	70.4	41.00	6.0/7.5	-	240.0/54535	264.00	10.40
32AF2	50.80	32.00	31.75	17.00	64.8	69.6	48.00	6.40	-	200.0/45454	222.50	11.61
32AF33	50.80	28.58	89.75	14.27	123.3	128.1	47.80	6.40	-	222.4/50544	244.64	16.01
32AF9	50.80	28.58	41.55	14.27	86.0	86.0	47.80	6.4/8.8	-	222.4/50544	244.64	11.55
32AT	50.80	28.58	15.88	14.27	36.2	40.8	47.80	3.25	-	111.2/25272	123.60	5.21
32BF23	50.80	32.00	30.00	16.90	66.6	73.0	49.00	7.00	-	300.0/68181	330.00	11.70
32BF26	50.80	29.21	30.99	17.81	68.0	73.0	42.00	7.00	-	250.0/56817	275.00	10.60
32BF30	50.80	29.21	30.99	17.81	68.0	73.0	42.00	6.3/7.65	-	250.0/56817	275.00	10.28
#C32AF36	50.80	28.58	46.77	14.29	63.8	63.8	44.45	6.40	-	200.0/45454	220.00	14.85
#C32BF24-1C	50.80	29.21	30.99	17.81	-	71.0	45.00	6.0/7.0	-	250.0/56817	275.00	11.40
*32BF31-B	50.80	17.81	31.50	22.48	69.5	74.5	42.00	7.0/7.5	-	250.0/56817	275.00	9.30
36AF2	57.15	33.34	35.48	17.46	72.8	78.6	53.60	7.20	-	280.20/63681	308.22	13.17
40BF4-2	63.50	39.37	38.10	22.89	154.5	161.5	52.96	8.5/8.0	72.29	375.0/85226	412.50	31.87

\*Bush chain: d1 in the table indicates the external diameter of the bush.

# Straight side plates